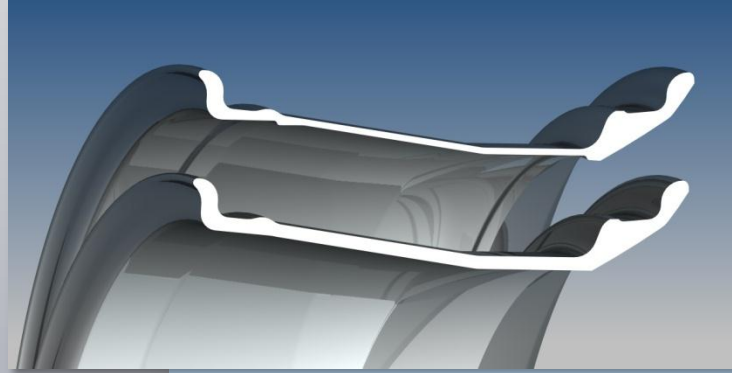


DESIGN FEATURES

- Faster Cycle Times With Robot Loading/Unloading
- Siemens Sinumerik Control System
- SpinCAD™ Programming Software
- SetupPRO© Machine Set-up Utility
- Many options of accessories
- Quick Tooling Changeovers
- Trouble-free Operation
- Rugged Construction
- Simple Diagnostics
- Low Maintenance



ift Cast CCFF



Heavy Duty WSV-24.150-3 Wheel Forming Machine

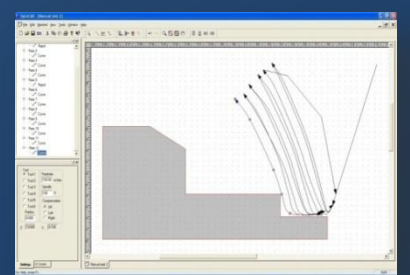
MJC "WSV" CNC Wheel forming machines are specially designed for manufacturing of a wide variety of wheels. MJC uses the latest technology available and standard components which ensures the highest productivity while keeping maintenance and cost of ownership the lowest in the world.

MJC customers benefit from the best service and support in the industry through locally authorized service centers.

Revolutionary Machine Programming Software

- Revolutionary software solutions from MJC that ease the use and setup of modern CNC spin forming machines.
- Roller Positioning and Offset Control
- Longitudinal Axis Force Feedback
- Main Spindle Motor Load Feedback
- Actual Cycle Time Timer for Production Cycle Optimization
- Production Part Counter for counting up or down

SPINCAD™ CNC

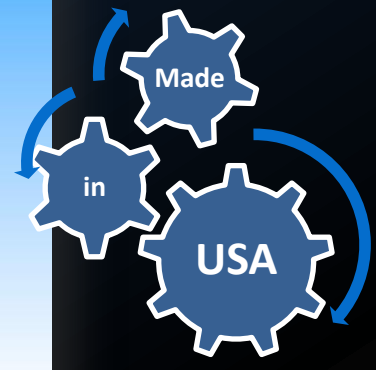



SetupPRO®



**ENGINEERING AND
TECHNOLOGY, INC.**

Advanced CNC Equipment for Wheel Forming “WSV” SERIES MACHINES



Machine Specifications

Work piece (Al-rim)	WSV-24.150-3	WSV-24.200-3	WSV-26.300-3
Min/Max. Rim diameter inches	14/24	14/24.5	14/26
Max. Rim width inches	15	17	17
Machine Data			
AC-drive motor, kW	150	200	333
Speed of main spindle min-1	100-1000	100-800	100-700
Tailstock Travel, mm	500	500	600
Tailstock force, kN	53	350	375
Axial Slide Travel, Z-axis, mm	400	400	600
Max. Axial Force Z-axis. kN	106	200	250
Axial speed range, Z-axis, mm/min	0 – 5000	0 – 5000	0 – 5000
Axial Rapid speed, Z-axis, mm/min	8000	8000	10000
Radial Slide Travel X-axis, mm (3 units)	200	200	250
Max. Radial Force, kN	106	200	310
Radial speed range, X-axis, mm/min	0 – 5000	0 – 5000	0 – 5000
Radial Rapid speed, X-axis, mm/min	8000	8000	10000
Ejector Travel, mm	150	150	150
Ejector force, kN	50	200	200
Siemens PLC Control:	Step 7	Step 7	Step 7
Siemens CNC control:	840D	840D	840D

Exclusively sold through International Forming Technology



**ENGINEERED
PERFECTION**

Specifications Subject to Change Without Notice